

WOOD VENEER

Wallcoverings » Decorative Wallcoverings



Brand: **Bi Mei**

Collections: **Living Woods**

Applications: **Walls**

1300 306 399

info@baresque.com.au

baresque.com.au

1 of 5

WOOD VENEER

Wallcoverings » Decorative Wallcoverings

A versatile plain wood veneer in a wide range of colours, perfect for pairing with Living Woods designs.

Description	Let Wood Veneer bring timeless simplicity to your interiors. Crafted from Wood Veneer offers a clean, unembellished surface that celebrates the raw beauty of natural grain. Available in a wide range of colours, Wood Veneer provides the perfect foundation for layered design or can stand alone as a statement of pure, understated elegance. Its versatility makes Wood Veneer an ideal pairing with the bold patterns and geometric designs of the Living Woods Collection, creating harmony and balance across a variety of interior applications. Part of the Living Woods Collection, each design is crafted from wood veneer. Celebrating the natural beauty of timber, the collection transforms walls with warmth, texture, and timeless sophistication.
Composition	Wood Veneer (247 g/m ²)
Pattern Repeat Size	N/A
Roll Size	91.5cm wide x 5.5m - Available by the full roll only
Weight	247 g/m ²
Fire Rating	<p>Tested in accordance with AS ISO 9705 2003 for the purpose of determining the Group Number classification as required by the Building Code of Australia for the control of fire spread on interior wall and ceiling linings.</p> <p>The result achieved was: Classification - Group 2 Specific Extinction - Less than 250m²/kg</p>
Lead Time	<ul style="list-style-type: none">• 2-weeks (approx.) from Wednesday, subject to stock availability.• Additional 1-week for Western Australia.• Express delivery is available subject to a surcharge. Contact Baresque for details and pricing.

WOOD VENEER

Wallcoverings » Decorative Wallcoverings

Suggested Installation

Non-reverse hang / butt join.

If your order contains several numbered rolls of one single item/ reference, please first install the roll with the highest number, and then continue to install the other rolls in sequence, in descending order.

Measure and cut 3 strip lengths. Add 5 to 10 cm to top and bottom of each strip.

For printed patterns, plan your match from the roll before cutting

Mark each strip coming from the roll on the back and hang in the same sequence

Reverse alternate lengths when instructed to do so by label on the roll

Care Instructions

Always use a clean, white, soft cloth.

Remove liquid stains immediately using a dry cloth. Avoid hard scrubbing.

For tougher stains, dampen the cloth with warm water or a weak dilution of liquid detergent and apply being careful not to soak the material. Always work towards the centre of the stain so as to avoid further spreading.

Remove any detergent with a clean, damp cloth. Gently pat dry.

Always test in an inconspicuous area first.

Warranty

2-year warranty. Visit [baresque.com.au/warranty](https://www.baresque.com.au/warranty) for complete details.

WOOD VENEER

Wallcoverings » Decorative Wallcoverings

Colour & Finish Options



NV1038 - BALSAM GREEN



NV1023 - BARN RED



NV1036 - BISTRO GREEN



NV1039 - BOMBAY BROWN



NV1043 - BROWN SUGAR



H157NV1034 - CHARCOAL GRAY



NV1016 - COBBLESTONE



NV1025 - DARK BLUE



NV1017 - DUSRY OLIVE



NV1042 - EMPERADOR



NV1035 - FORGET-ME-NOT



NV1037 - GOJI BERRY




NV1022 - GRAPE LEAF



NV1021 - HUNTER GREEN




NV1013 - MASHMALLOW




NV1020 - OLIVE DRAB



NV1012 - PEACOAT




NV1014 - PRIMARY COLOUR



NV1040 - RAW SIENNA




NV1018 - STARFISH




NV1033 - WHITE



NV1015 - WHITE



NV1019 - WHITHERED



NV1024 - WILLOW

WOOD VENEER

Wallcoverings » Decorative Wallcoverings

PEPPER

ROSE

BOUGH