

CS2 XERXES

Wallcoverings » Decorative Wallcoverings



Brand: **Omexco**

Collections: **Café Society**

Applications: **Walls**

1300 306 399


info@baresque.com.au

baresque.com.au

1 of 5

CS2 XERXES

Wallcoverings » Decorative Wallcoverings



CS2 XERXES

Wallcoverings » Decorative Wallcoverings

A classic chenille yarn with a soft, velvety feel in a new, modern version.

✓ **Stain Repellent**

✓ **Light Resistant**

✓ **Ecological**

✓ **Breathable**

✓ **Seamless Joins**

Description

Café Society evokes the captivating spirit of a bygone era where intellectuals, artists and visionaries gathered in exclusive places to exchange ideas, engage in fiery debates and shape the cultural landscape. This collection distills the essence of this glamorous era in its exclusive designs, featuring rich, velvety weaves, luxurious chenille yarns and printed textiles.

Composition

Textile wallcovering with a non-woven backing

Environmental Info

The Omexco brand has a sustainable policy that limits their impact on the environment on different levels.

Renewable energy is used for the production process and the company opts for non-harmful base, renewable materials such as cork or recycled sari silk and recycled fibres are used as much as possible.

Omexco has a long history of being eco-conscious trying to reduce waste by custom cutting every order and obtaining certificates for sustainable forestry.

Roll Size

91cm wide - Available by the lineal metre

Weight

330 g/m²

Fire Rating

Tested in accordance with AS ISO 9705 2003 for the purpose of determining the Group Number classification as required by the Building Code of Australia for the control of fire spread on interior wall and ceiling linings.

The result achieved was:
Classification - Group 2
Specific Extinction - Less than 250m²/kg

Lead Time

- 2-weeks (approx.) from Wednesday, subject to stock availability.
- Additional 1-week for Western Australia.
- Express delivery is available subject to a surcharge. Contact Baresque for details and pricing.

CS2 XERXES

Wallcoverings » Decorative Wallcoverings

Suggested Installation

Non-reverse hang / butt join.

If your order contains several numbered rolls of one single item/ reference, please first install the roll with the highest number, and then continue to install the other rolls in sequence, in descending order.

Measure and cut 3 strip lengths. Add 5 to 10 cm to top and bottom of each strip.

For printed patterns, plan your match from the roll before cutting

Mark each strip coming from the roll on the back and hang in the same sequence

Reverse alternate lengths when instructed to do so by label on the roll

Care Instructions

Always use a clean, white, soft cloth.

Remove liquid stains immediately using a dry cloth. Avoid hard scrubbing.

For tougher stains, dampen the cloth with warm water or a weak dilution of liquid detergent and apply being careful not to soak the material. Always work towards the centre of the stain so as to avoid further spreading.

Remove any detergent with a clean, damp cloth. Gently pat dry.

Always test in an inconspicuous area first.

Warranty

2-year warranty. Visit baresque.com.au/warranty for complete details.

Additional Comments

Horizontal installation recommended

CS2 XERXES

Wallcoverings » Decorative Wallcoverings

Colour & Finish Options

COLOURWAY CARD


COLOURWAY CARD




CS21



CS22




CS23




CS24



CS25



CS26



CS27



CS28