ETHER



Brand: **Concertex**

Collections: **Idyllic**

Applications: **Upholstery**

1300 306 399
info@baresque.com.au
baresque.com.au

baresque

ETHER







1300 306 399
info@baresque.com.au
baresque.com.au

baresque

ETHER

Ether, a phthalate-free vinyl with a glazed linen look, is strong, smooth, and Graffiti-Free®, offering durability, aesthetic appeal, and bleach-cleanable surfaces.

- ✓ **Bleach Cleanable**
- ✓ **Graffiti-Free**
- ✓ **HPD Certified**
- ✓ **Phthalate Free**

Description

Ether exists between stillness and movement, a canvas that makes life possible.

A phthalate-free vinyl with a glazed linen look, Ether is equally strong, sophisticated, and smooth, capturing the flecks and speckles of natural yarns.

Ether is not only aesthetic but also Graffiti-Free®, passes 300,000+ double rubs, and is bleach-cleanable.

Composition

100% Phthalate Free Vinyl Backing: 100% Polyester

Environmental Info

PVC/Phthalates free

No added fire retardant

Healthier Hospitals compliant

Pattern Repeat Size

Not Applicable

Roll Size

137cm x 27.4m - Available by the lineal metre.

Abrasion

300,000+ Double Rubs (Wyzenbeek)

Fire Rating

Tested in accordance with AS1530.3

Spread of Flame Index - 0

Smoke Developed Index - 5

Lead Time

• 2-weeks (approx.) from Wednesday, subject to stock availability.

• Additional 1-week for Western Australia.

• Express delivery is available subject to a surcharge. Contact Baresque for details and pricing.

ETHER

Care Instructions

MAINTENANCE

Removal of dust and stains will keep your upholstery looking good and performing well for years.

Any stains should be addressed promptly since, the longer the stain remains, the more difficult it will be to remove and untreated stains may become permanent. For very large or difficult stains, we recommend that you contact a reputable, professional upholstery cleaning

company.

REMOVAL OF STAINS

The type of stain you are trying to remove will dictate the type of cleaner to be used. Water-based stains should be removed with water-based cleaners. Oil-based stains should be removed with a water-free, dry cleaning solvent. A water/bleach solution can also

be used for more challenging stains.

If the stain is wet, gently blot away any extra fluid that might remain on the fabric. If a stain still remains and additional cleaning is required, a cleaner can be applied lightly to a soft cloth and gently worked into the stained area.

The cleaner can then be wiped away using a damp cloth. Use clean water to rinse away any remaining cleaning solution. We recommend cleaning of stains with a light application of the cleaning solution. The process can be repeated if additional cleaning is required.

Avoid heavy application of cleaning agents and saturation of the fabric as this can cause damage and leave marks.

If the stain is dry, a soft bristle brush can be used to gently remove any remaining accumulated matter. Any loose material can then be vacuumed away and, if a stain remains, cleaning can then be performed as described above.

If a stain cannot be removed by these methods, a solution of 10 parts water to 1 part bleach can be used. Never use full strength bleach.

Apply the solution to the stained area and allow it to linger on the fabric for approximately 15 minutes. The bleach solution must be thoroughly rinsed away with clean water and dried using a soft towel. Be sure to remove all bleach solution as any that is allowed to remain may damage the fabric and shorten the life of the product.

Any cleaning agent should always be tested on an area of the piece that is not readily visible before being applied to the stained area.

Warranty

2-year warranty. Visit **baresque.com.au/warranty** for complete details.

ETHER

Colour & Finish Options

COLOURWAY CARD

ETHER COLOURWAY CARD



AVALON



DAFFODIL



GUST



ISLE



MARITIME



MUSLIN



PAPRIKA



PARCH



PEPPER



PORCELAIN



WAVE

1300 306 399
info@baresque.com.au
baresque.com.au

baresque