

ETCH PANEL SINE

Acoustics » Acoustic Panels



Brand: **Zintra**

Collections: **Etch Panel**

Applications: **Walls, Ceilings**

1300 306 399

info@baresque.com.au

baresque.com.au

1 of 8

ETCH PANEL SINE

Acoustics » Acoustic Panels



Etch Panel Sine Detail

ETCH PANEL SINE

Acoustics » Acoustic Panels

Explore the possibilities of spatial perception and artistic expression with Zintra Etch 3D panels, Sine design.

✓ Acoustic

✓ Bleach Cleanable

✓ Easy Clean

✓ Easy Install

Description

Zintra Etch, where acoustic absorption meets dynamic 3D design. With a range of subtle textures, Zintra Etch brings cutting-edge aesthetics and acoustic functionality to your commercial, hospitality, or institutional interior.

Discover the extensive selection of understated to statement Colours in Zintra Etch, allowing you to create a welcoming atmosphere while effectively managing sound. This cost-effective sound and design solution cultivates calming environments, promoting productivity and well-being.

Zintra Etch seamlessly integrates with plain Zintra panels, offering versatility in design coordination. You can also explore the option of replicating your unique Etch pattern in Zintra on Zintra, for a truly customised solution.

Experience the benefits of Zintra Etch, including pattern matching with seamless hidden joins (excluding VJ Angle and Kaleido). The panel size enables join-free installations from floor to ceiling, making the fitting process effortless.

Sine: Where graceful geometric waveforms dance in perfect balance. With its fluid lines and captivating rhythm, Sine exudes elegance and visual harmony.

Zintra Etch is available in 15 great designs

Craze | Cubix | Deviate | Kaleido | Lamella | Reed Bed | Sine | Spectrum | Tessellate | Tetris | Vino | VJ Board Angle | VJ Board Narrow | VJ Board Wide | Volta:

Etch is a 3mm deep V groove.

Not suitable as a free standing product.

How to Specify

1. Select Etch design
2. Select Zintra Colour

Composition

Zintra Acoustic Panel - 100% Solution Dyed (Colour Through) Polyester
12mm (1/2") - Density 2.4 kg /m² 0.5 lb/ft²

Sustainability

Zintra is made from 100% recyclable materials.

- 60% post-consumer recycled content from PET bottles.
- 35% pre-consumer recycled content from PET chips
- 5% polylactic acid (PLA)

ETCH PANEL SINE

Acoustics » Acoustic Panels

Dimensions 1219mm (48") x 2743mm (108") x 12mm (½")

Fire Rating ASTM-E84 – Class A classification
AS ISO 9705 – 2003 – Group 1 classification
EN-13501 – B-s2-d0 classification

Supplied As Zintra Etch panel in selected pattern

Fabrication Techniques Utility knife and CNC with oscillating knife.

Assembly & Delivery Ships Flat Pack

Install using one of these four common techniques.

1. Direct to the substrate
2. Z-Clips
3. Stand Offs
4. Mechanical Fastener

Go to the Technical Documents and download the Installation Guide for more details.

Suggested Installation Go to Technical Documents and download the Installation Guide for more details.

Care Instructions Vacuum to remove dust.

Dab Zintra with a damp clean cloth and mild solution of liquid detergent and warm water. Repeat using only clean water, then pat dry with a lint free cloth.

For difficult stains, use a solution of household bleach (10% bleach / 90% water). To remove the bleach, repeat using a clean, water dampened cloth, then pat dry.

Always test in an inconspicuous area first and if you don't see the expected results, contact us.

Warranty Visit FAQ for more details.

Customisable The Zintra Acoustic Solutions range is customisable to your project. Please get in touch with your local contact for details.

ETCH PANEL SINE

Acoustics » Acoustic Panels


Additional Comments NRC 0.45 -0.95

ETCH PANEL SINE

Acoustics » Acoustic Panels

Colour & Finish Options

Zintra 12mm Solid PET




Bark




Brick



Cadet




Chambray



Cobalt



Ecru




Elderberry



Fossil




Frost



Grass




Greige




Ivory



Linen



Malachite



Mandarin



Meadow



Midnight




Ochre



Olive



Parchment



Pebble



Pewter



Saffron



Sky



Smoke

ETCH PANEL SINE


Acoustics » Acoustic Panels



Slate




Storm



Sunshine



Tar



Twilight


Zintra Timber



Eucalyptus



Ironbark



Merbau



Spotted Gum

Zintra Premium Wood




Knotty Pine



Maple



Poplar




Australian Walnut



Claro Walnut



Palm Wood



Rustic Walnut



Cherry




Euro Beech



Lacewood



Redwood



White Oak

Zintra Premium Material

1300 306 399

info@baresque.com.au


baresque.com.au

ETCH PANEL SINE


Acoustics » Acoustic Panels



Terrazzo Light



Terrazzo Medium



Terrazzo Dark



Travertine Light




Travertine Medium



Travertine Dark




Shale Light



Shale Medium




Shale Dark



Raku Bone



Raku Luster



Raku Jade



Concrete Cast



Concrete Polished




Concrete Dark Tint



Terracotta Sun
Bleached



Terracotta Mission



Terracotta Antique