

ORGANIC ETCH STACKED

Acoustics » Acoustic Panels



Brand: **Zintra**

ORGANIC ETCH STACKED


Acoustics » Acoustic Panels



ASH



BARK



BRICK



CADET



CHAMBRAY



COBALT




ECRU



FOSSIL



FROST



GRASS



GREIGE



IVORY



LINEN




MALACHITE



MANDARIN



MIDNIGHT



OCHRE



OLIVE



PEBBLE



PEWTER



SKY



SMOKE



SUNSHINE



TAR

ORGANIC ETCH STACKED

Acoustics » Acoustic Panels

Simple, tactile, and imperfectly perfect Organic Etch Stacked partners perfectly with Organic Etch Stacked Plain.

- ✓ **Solution Dyed Yarns**
- ✓ **Easy Clean**
- ✓ **Absorbs Noise**
- ✓ **Extended Warranty**
- ✓ **Bleach Cleanable**
- ✓ **Environmentally Friendly**
- ✓ **Easy Install**
- ✓ **Acoustic**

Description	<p>Organic Etch Stacked is linear pattern with extra etching, randomly placed throughout the panel. Designed to be used as a co-ordination of design with Organic Etch Stacked Plain brings added texture and dimension to your space.</p> <p>Available in the full 24-color range, choose from complementary natural tones like Linen, Pebble, and Slate, or be brave and make the designs pop with the vibrancy of Sunshine, Ochre or Cobalt.</p> <p>Lightweight and easy to cut Organic Etch is the perfect acoustic alternative to traditional commercial wallcoverings.</p>
Dimensions	<p>Available in 1/2" (12mm) ONLY</p> <p>Standard Sheet Size</p> <p>48" (1219mm) w x 108" (2743mm) h x 1/2" (12mm)</p>
PET Colours	<p>24 Colors – Ash, Bark, Brick, Cadet, Chambray, Cobalt, Ecru, Fossil, Frost, Grass, Greige, Ivory, Linen, Malachite, Mandarin, Midnight, Ochre, Olive, Pebble, Sky, Smoke, Sunshine, Tar.</p>
Composition	<p>Zintra Acoustic Panel - 100% Solution Dyed (Color Through) Polyester</p>
Environmental Info	<p>Easily recycled through standard recycling channels</p>
Fire Rating	<p>Tested in accordance with AS ISO 9705 2003 for the purpose of determining the Group Number classification required by the Building Code of Australia for the control of fire spread on interior wall and ceiling linings.</p> <p>Classification - Group 1 Specific Extinction - Less than 250m²/kg</p>
Warranty	<p>5-year warranty. Visit baresque.com.au/warranty for complete details.</p>
Assembly & Delivery	<p>Ships Flat Pack</p> <p>Refer installation Instructions</p>

ORGANIC ETCH STACKED

Acoustics » Acoustic Panels

Suggested Installation

Be sure to support the panel during installation to avoid bowing or creasing.

Adhere to substrate using contact adhesive, Liquid Nails or Z clips.

Panel can also be mechanically fixed using details similar to glass fittings.

Download the Handling and Installation guide for full instructions.

How to Specify

1. Select PET Color

2. Select Organic Etch Pattern

Care Instructions

Vacuum to remove dust.

Dab Zintra with a damp clean cloth and mild solution of liquid detergent and warm water. Repeat using only clean water, then pat dry with a lint free cloth.

For difficult stains, use a solution of household bleach (10% bleach / 90% water). To remove the bleach, repeat using a clean, water dampened cloth, then pat dry.

Always test in an inconspicuous area first and if you don't see the expected results, contact us.

Customisable

The Zintra Acoustic Solutions range is customisable to your project. Please get in touch with your local contact for details.

Additional Comments

NRC 0.45 - 0.75

COLOUR DISCLAIMER:

Due to inconsistencies with monitors, and the calibration of your screen, colours may display differently. As they may not be an accurate representation of the true colour we advise requesting a sample.

ORGANIC ETCH STACKED

Acoustics » Acoustic Panels

Colour & Finish Options