

# LUCERE MIRROR

Acrylics, Resin & Laminates » Acrylics/Resin



Brand: **Lucere**

Applications: **Cladding**

1300 306 399

[info@baresque.com.au](mailto:info@baresque.com.au)


[baresque.com.au](http://baresque.com.au)

1 of 5

# LUCERE MIRROR

Acrylics, Resin & Laminates » Acrylics/Resin

---



# LUCERE MIRROR

Acrylics, Resin & Laminates » Acrylics/Resin

Sophistication and timelessness of mirror with the ease and cost effectiveness of acrylic.

## ✓ Cost Effective

Description	FEATURES <ul style="list-style-type: none"><li>* Cost effective</li><li>* Utilise in plain, Engrave, cladding and screens</li><li>* Fabricate with standard wood-working tools</li></ul>
How to Specify	1. Colour 2. Size - Mirror only: available in Sheet Size 2440mm x 1220mm x 3mm Mirror on Ply: 3 sizes and single or double sided
Composition	Mirror resin. When using Lucere Mirror as a plain sheet, there will be an inherent and unavoidable oil-canning apparent in the surface.
Environmental Info	Easily recycled. Contact your nearest Baresque branch for details.
Finishes	Mirror
Dimensions	Sheet Size  Plain Mirror - 2440mm x 1220mm Mirror on Ply - 2400mm x 1200mm
Fabrication Techniques	Standard wood-working tools. See Baresque Mirror Acrylic Handling, Fabrication and Installation Guide for more details.

# LUCERE MIRROR

Acrylics, Resin & Laminates » Acrylics/Resin

## Care Instructions

- Do not use glass cleaning products, acetone, gasoline, benzene, lacquer thinner, chlorinated solvents, gritty abrasive scouring compounds, or alkaline cleaners to clean Lucere as damage to the sheet will occur.
- Use warm water, mild detergent, and a soft sponge, cloth, or chamois to clean Lucere
- Surface contamination may be cleaned using kerosene, hexane, or aliphatic naphtha, or any acrylic cleaner, such as Novus.
- Always follow manufacturers recommended use and safety procedures
- Remove any oily residue left behind from solvent cleaning with detergent and water
- Do not use squeegee, scraper, or synthetic rags that may scratch.
- When cleaning, never scrub. Gently wipe surface with a soft scratch free cloth.
- Always test in an inconspicuous area first. If care instructions don't deliver the expected results, cease cleaning method immediately and contact Baresque for assistance.
- For refinishing, contact Baresque for details

## Customisable

No

# LUCERE MIRROR

Acrylics, Resin & Laminates » Acrylics/Resin

---


## Colour & Finish Options




CARBON



MOLTEN



HAZE



MIST