

LIGHTBLOCKS BOARD COLOURS

Acrylics, Resin & Laminates » Acrylics/Resin



Brand: **Lightblocks**

Applications: **Cladding, Horizontal Surfaces, Tabletops, Walls**

1300 306 399


info@baresque.com.au

baresque.com.au

1 of 6

LIGHTBLOCKS BOARD COLOURS

Acrylics, Resin & Laminates » Acrylics/Resin



LIGHTBLOCKS BOARD COLOURS

Acrylics, Resin & Laminates » Acrylics/Resin



LIGHTBLOCKS BOARD COLOURS

Acrylics, Resin & Laminates » Acrylics/Resin

Lightblocks Board Colours will enrich your project in ways never imagined with a colourful kaleidoscope that covers all the hues of the rainbow.

- ✓ **Bleach Cleanable**
- ✓ **Soft touch**
- ✓ **Unique Depth**
- ✓ **Fully Refinishable**
- ✓ **Thermoformable**
- ✓ **Finger print proof**
- ✓ **Seamless Joins**

Description Fully refinishable resin with soft touch available in a range of thicknesses

FEATURES

- * Bleach cleanable
- * Fully refinishable
- * Finger print proof
- * Soft touch
- * Thermoformable
- * Seamless Joins
- * Unique Depth

How to Specify

1. Colour
2. Sheet size
3. Thickness
4. Backing - Unbacked, 1mm clear PVC or Protective Paint

Composition Lightblocks resin.

Environmental Info Easily recycled. Contact your nearest Baresque branch for details.

Finishes Matt

Dimensions Sheet Size

2440mm x 1220mm - 3mm, 6mm, 10mm, 15mm, 20mm, 30mm
3000mm x 1000mm - 3mm, 6mm, 10mm

Lead Time

- 2-weeks (approx.) from Wednesday, subject to stock availability.
- Additional 1-week for Western Australia.
- Express delivery is available subject to a surcharge. Contact Baresque for details and pricing.

Fabrication Techniques Standard wood-working tools. See Baresque Lightblocks Handling, Fabrication and Installation Guide for more details.

LIGHTBLOCKS BOARD COLOURS

Acrylics, Resin & Laminates » Acrylics/Resin

Care Instructions

Always use a clean, white, soft cloth. When cleaning, never scrub Lightblocks. Gently wipe the surface.

Use cloth with any of the following in preferred order of use:

- * Clear warm water

- * Mild solution of liquid detergent and warm water

- * Kerosene, hexane, or aliphatic naphtha, or any acrylic cleaner, such as Novus. Always follow manufacturer's recommended use and safety procedures.

Remove any oily residue left behind from solvent cleaning with detergent and water.

For more difficult stains, dampen a soft white cloth with a solution of household bleach (10% bleach / 90% water). Rub gently. Rinse with a water dampened cloth to remove bleach concentration.

DO NOT USE glass cleaning products, acetone, gasoline, benzene, lacquer thinner, chlorinated solvents, gritty abrasive scouring compounds, or alkaline cleaners as damage to the sheet will occur.

DO NOT USE a squeegee, scraper, or synthetic rags that may scratch.

if there is only a light scratch, refinishing can be achieved by rubbing the area in a random circular motion with a fine steel scouring pad (Scotch-brite).

Test in an inconspicuous area before attempting a main area on the job.

Customisable

Yes (Colour backing only)

Additional Comments

Lightblocks Board not recommended for wet areas or close to fire sources.

LIGHTBLOCKS BOARD COLOURS

Acrylics, Resin & Laminates » Acrylics/Resin

Colour & Finish Options




LICKEDY LICK



LIME



LEMON DELICIOUS



BLUE VEIL



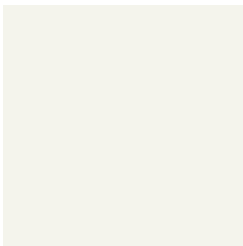
DESIGN DELIGHT



HOT LIPS



SUMMER WATERS




VIVID WHITE



PORCELLAN




WATER RACEWAY




NEVERLAND



CHOCOLATE




MISTY MORNING




BUFF IT



MADAME MAUVE




MOSS VALE



BIRDIE



LEADMAN



SIMPSON SURPRISE