XL CHEVRON LOFT



Brand: **Omexco**

Collections: **Loft**

Applications: **Walls**

XL CHEVRON LOFT



xl-chevron-loft-lof413-promo-2.jpg

XL CHEVRON LOFT

XL Chevron is a 100cm wide decorative wallcovering with a chevron pattern that's available in 4 colourways

Description	A wonderful vibration emanates from this timeless geometric design revealing artisanal know-how. Loft is a timeless collection of patterns blending several materials: a perfect harmony drawing inspiration from nature and modernity. Inspired by wall patinas weathered by the depths of history this new collection blends non-woven prints and resplendent minerals: glass beads and mica sparkles. A subtle interplay between shadow and light, matt and shine, on unique designs inspired by nature or geometry. Like a handprint, the print techniques are selected to convey the beauty of the material's imperfections.
Composition	Mixture of cellulose and polyester 196 g/m²
Pattern Repeat Size	N/A
Roll Size	100cm wide - Available by the lineal metre
Fire Rating	Tested in accordance with AS ISO 9705 2003 for the purpose of determining the Group Number classification as required by the Building Code of Australia for the control of fire spread on interior wall and ceiling linings. The result achieved was: Classification - Group 2 Specific Extinction - Less than 250m²/kg
Lead Time	• 2-weeks (approx.) from Wednesday, subject to stock availability. • Additional 1-week for Western Australia. • Express delivery is available subject to a surcharge. Contact Baresque for details and pricing.
Suggested Installation	Non-reverse hang / butt join. If your order contains several numbered rolls of one single item/ reference, please first install the roll with the highest number,and then continue to install the other rolls in sequence,in descending order. Measure and cut 3 strip lengths. Add 5 to 10 cm to top and bottom of each strip. For printed patterns, plan your match from the roll before cutting Mark each strip coming from the roll on the back and hang in the same sequence Reverse alternate lengths when instructed to do so by label on the roll

XL CHEVRON LOFT

Care Instructions	Always use a clean, white, soft cloth. Remove liquid stains immediately using a dry cloth. Avoid hard scrubbing. For tougher stains, dampen the cloth with warm water or a weak dilution of liquid detergent and apply being careful not to soak the material. Always work towards the centre of the stain so as to avoid further spreading. Remove any detergent with a clean, damp cloth. Gently pat dry. Always test in an inconspicuous area first.
Warranty	2-year warranty. Visit **baresque.com.au/warranty** for complete details.

XL CHEVRON LOFT

Colour & Finish Options


LOF411


LOF412


LOF413


LOF 414

1300 306 399
info@baresque.com.au
baresque.com.au

baresque