

BICOLOUR STRIPS HAIKU

Wallcoverings » Decorative Wallcoverings



Brand: **Omexco**

Collections: **Haiku**

Applications: **Walls**

1300 306 399

info@baresque.com.au

baresque.com.au

1 of 4

BICOLOUR STRIPS HAIKU

Wallcoverings » Decorative Wallcoverings

Bicolour Stripes is a 91cm wide decorative wallcovering with a luminous pearl textile embellished with gracious paper strips displayed in 8 colourways

Description	Luminous pearl textile embellished with gracious paper strips.
Composition	Paper strips on non-woven backing 144 g/m ²
Environmental Info	The materials contained in these wallcoverings are naturally occurring and renewable resources harvested from farms and coloured with water-based inks.
Pattern Repeat Size	N/A
Roll Size	91cm wide - Available by the lineal metre
Fire Rating	<p>Tested in accordance with AS ISO 9705 2003 for the purpose of determining the Group Number classification as required by the Building Code of Australia for the control of fire spread on interior wall and ceiling linings.</p> <p>The result achieved was: Classification - Group 2 Specific Extinction - Less than 250m²/kg</p>
Lead Time	<ul style="list-style-type: none">• 2-weeks (approx.) from Wednesday, subject to stock availability.• Additional 1-week for Western Australia.• Express delivery is available subject to a surcharge. Contact Baresque for details and pricing.
Suggested Installation	<p>Non-reverse hang / butt join.</p> <p>If your order contains several numbered rolls of one single item/ reference, please first install the roll with the highest number, and then continue to install the other rolls in sequence, in descending order.</p> <p>Measure and cut 3 strip lengths. Add 5 to 10 cm to top and bottom of each strip.</p> <p>For printed patterns, plan your match from the roll before cutting</p> <p>Mark each strip coming from the roll on the back and hang in the same sequence</p> <p>Reverse alternate lengths when instructed to do so by label on the roll</p>

BICOLOUR STRIPS HAIKU

Wallcoverings » Decorative Wallcoverings

Care Instructions

Always use a clean, white, soft cloth.

Remove liquid stains immediately using a dry cloth. Avoid hard scrubbing.

For tougher stains, dampen the cloth with warm water or a weak dilution of liquid detergent and apply being careful not to soak the material. Always work towards the centre of the stain so as to avoid further spreading.

Remove any detergent with a clean, damp cloth. Gently pat dry.

Always test in an inconspicuous area first.

Warranty

2-year warranty. Visit baresque.com.au/warranty for complete details.

Additional Comments

Grasses in Paper Strip Bi Colour run the length of the roll (not edge to edge) and will therefore show minimal panelling effect when compared to traditional paper weave designs.


BICOLOUR STRIPS HAIKU

Wallcoverings » Decorative Wallcoverings


Colour & Finish Options




HAA11 GREY



HAA12 CREAM




HAA13 WHITE



HAA14 BEIGE




HAA15 DARK GREY



HAA16 BROWN



HAA17 GREIGE



HAA18 ANTHRACITE