

EMBOSSED DAMASK

Acoustics » Acoustic Panels



Brand: **Zintra**

Applications: **Walls**

EMBOSSSED DAMASK

Acoustics » Acoustic Panels



zintra-
embossed_damask_oliv
e_promo_2.jpg

EMBOSSSED DAMASK

Acoustics » Acoustic Panels

Zintra Embossed adds a sense of luxury to acoustics and warmth to cold, hard spaces. Damask is available in 28 colours.

- ✓ Absorbs Noise
- ✓ Bleach Cleanable
- ✓ Environmentally Friendly
- ✓ Extended Warranty
- ✓ Solution Dyed Yarns

Description	<p>Zintra Embossed adds a luxurious feel to Zintra™s extensive range of acoustic solutions. Ideal for spaces that not only need noise absorption, but also a sumptuous design element only possible through tactile, three-dimensional surfaces. Zintra's heather adds warmth to what can often be cold, hard spaces, while consistent patterns progressively match across sheets so there is a seamless design that's easy to install as either large panels or ceilings tiles. Zintra Embossed Features: * Suitable for wall cladding or ceilings * designed for easy north/south and east/west pattern matching * 108" (2745mm) sheet size allows join-free floor-to-ceiling and easy fitout * Available in 24 colours and 4 wood effects Download the complete Zintra Embossed brochure</p>
How to Specify	1. Design 2. colour 3. Wall Panel or Ceiling Tile
Composition	Zintra Acoustic Panel - 100% Solution Dyed (Colour Through) Polyester. 2.3 kg/m²
Environmental Info	Easily recycled through standard recycling channels
Finishes	Zintra Panel - Matt. Check out the Zintra 12mm colour range in the DOWNLOADS
Dimensions	Wall Panels - 2745mm x 1118mm Ceiling Tiles - 594mm x 594mm
Fire Rating	<p>Tested in accordance with AS ISO 9705 2003 for the purpose of determining the Group Number classification required by the Building Code of Australia for the control of fire spread on interior wall and ceiling linings.</p> <p>Classification - Group 1 Specific Extinction - Less than 250m²/kg</p>
Lead Time	<ul style="list-style-type: none">• 2-3 weeks.• Additonal 1-week for Western Australia.
Fabrication Techniques	Stanley knife and straight edge

EMBOSSSED DAMASK

Acoustics » Acoustic Panels

Suggested Installation

Walls - adhere to substrate using contact adhesive or Liquid Nails.
Ceilings - lay tiles into ceiling grid.

Care Instructions

Vacuum to remove dust.

Dab Zintra with a damp clean cloth and mild solution of liquid detergent and warm water. Repeat using only clean water, then pat dry with a lint free cloth.

For difficult stains, use a solution of household bleach (10% bleach / 90% water). To remove the bleach, repeat using a clean, water dampened cloth, then pat dry.

Always test in an inconspicuous area first and if you don't see the expected results, contact us.

Warranty

5-year warranty. Visit baresque.com.au/warranty for complete details.

Customisable

The Zintra Acoustic Solutions range is customisable to your project. Please get in touch with your local contact for details.

Additional Comments

Indoor only. Ceiling Tiles available in a set of 8 Zintra Embossed is only suitable for single sided applications.

EMBOSSED DAMASK

Acoustics » Acoustic Panels

Colour & Finish Options




BARK/COCOA



BRICK



CADET



CHAMBRAY/
PERIWINKLE



COBALT/NAVY



ECRU/TAUPE




EUCALYPTUS



FOSSIL



FROST/WHITE



GRASS/LIME



GREIGE



IRON BARK




IVORY/MILKY




LINEN/CREAM




MALACHITE




MANDARIN/ORANGE



MERBAU



MIDNIGHT



OCHRE/BLUSH



OLIVE



PEBBLE



PEWTER/GREY



SKY/BLUE



SLATE/ASH




SMOKE/SILVER

EMBOSSED DAMASK


Acoustics » Acoustic Panels



SPOTTED GUM



SUNSHINE/YELLOW



TAR/BLACK