

# SWELL BAFFLE

Acoustics » Acoustic Baffles



Brand: **Zintra**

# SWELL BAFFLE

Acoustics » Acoustic Baffles

Zintra Baffles are prefabricated, mounted baffles that come ready for easy installation. Swell is available in 28 colourways.

- ✓ Absorbs Noise
- ✓ Bleach Cleanable
- ✓ Environmentally Friendly
- ✓ Extended Warranty
- ✓ Solution Dyed Yarns

Description	These mounted systems showcase Zintra™'s flexible characteristics. Combining a dynamic aesthetic appeal and acoustic performance, providing an easy-to-install solution. The increased surface area of the vertical blades results in greater absorption of sound compared to flat panels. Find out more about the Benefits of Zintra and its NRC rating on the DOWNLOAD tab. <a href="#">Download the complete Timber + Sticks brochure</a>
How to Specify	1. Pattern Design 2. Size 3. Pattern Colour 4. Hardware Finishes
Composition	Zintra Acoustic Panel - 100% Solution Dyed (Colour Through) Polyester. 2.3 kg/m <sup>2</sup>
Environmental Info	Easily recycled through standard recycling channels
Finishes	Zintra Panel - Matt. Check out the Zintra 12mm colour range in the DOWNLOADS Square Tube 25mm x 25mm - Powdercoat Black or White
Dimensions	Available in 2 sizes, Small Baffle and Large Baffle. Available in 4.8" (120mm) or 9.5" (240mm) high Small 48" (1220mm ) w x 48" (1220mm) d x 4.8" (120mm) h Large 48" (1220mm ) w x 108" (2745mm) d x 9.5" (240mm) h
Fire Rating	Tested in accordance with AS ISO 9705 2003 for the purpose of determining the Group Number classification required by the Building Code of Australia for the control of fire spread on interior wall and ceiling linings.  Classification - Group 1 Specific Extinction - Less than 250m <sup>2</sup> /kg
Lead Time	<ul style="list-style-type: none"><li>• 3-4-weeks.</li><li>• Additional 1-week for Western Australia.</li></ul>

# SWELL BAFFLE

Acoustics » Acoustic Baffles

---

## Fabrication Techniques

Stanley knife and straight edge

---

## Suggested Installation

Be sure to support Blades during installation to avoid bowing or creasing.

Slide Zintra Blades onto Square Tube.

Fix Square Tube to wall (no screws supplied).

Download the Handling and Installation guide for full instructions.

---

## Care Instructions

Vacuum to remove dust.

Dab Zintra with a damp clean cloth and mild solution of liquid detergent and warm water. Repeat using only clean water, then pat dry with a lint free cloth.

For difficult stains, use a solution of household bleach (10% bleach / 90% water). To remove the bleach, repeat using a clean, water dampened cloth, then pat dry.

Always test in an inconspicuous area first and if you don't see the expected results, contact us.

---

## Warranty

5-year warranty. Visit [baresque.com.au/warranty](https://baresque.com.au/warranty) for complete details.

---

## Customisable

The Zintra Acoustic Solutions range is customisable to your project. Please get in touch with your local contact for details.

---

## Additional Comments


NRC - 0.95 Indoor only. Only available from Zintra Acoustic Panel 12mm. Blades includes Square Tube. See images on website for hardware detail. Multi-colour and Digital Print available for an additional fee.

---


# SWELL BAFFLE

Acoustics » Acoustic Baffles


## Colour & Finish Options




BARK



BRICK



CADET



COBALT




ECRU



EUCALYPTUS



FOSSIL



FROST



GREIGE



GRASS




IRONBARK



IVORY



LINEN




MALACHITE



MANDARIN




MANDARIN/ORANGE



MIDNIGHT



MERBAU




OCHRE



PEBBLE



PEBBLE



OLIVE



SKY



SLATE



SMOKE

# SWELL BAFFLE

**Acoustics** » Acoustic Baffles


---



SPOTTED GUM



SUNSHINE



TAR