

# RIDGE BAFFLE

Acoustics » Acoustic Baffles




Brand: **Zintra**

# RIDGE BAFFLE

Acoustics » Acoustic Baffles



BARK




BRICK



CADET



CHAMBRAY



COBALT



EUCALYPTUS



ECRU




FROST



FOSSIL



GREIGE



GRASS



IRONBARK



LINEN



IVORY



MALACHITE




MERBAU



MANDARIN



MIDNIGHT



OCHRE



OLIVE



PEBBLE



PEWTER



SKY



SLATE



SMOKE

# RIDGE BAFFLE

Acoustics » Acoustic Baffles

---



SPOTTED GUM



SUNSHINE



TAR

# RIDGE BAFFLE

Acoustics » Acoustic Baffles



Zintra Baffles are prefabricated, mounted baffles that come ready for easy installation. Ridge is available in 28 colourways.

- Absorbs Noise
- Bleach Cleanable
- Environmentally Friendly
- Extended Warranty
- Solution Dyed Yarns

## Description

These mounted systems showcase Zintra™'s flexible characteristics.

Combining a dynamic aesthetic appeal and acoustic performance, providing an easy-to-install solution.

The increased surface area results in greater absorption of sound compared to flat panels.

Find out more about the Benefits of Zintra and its NRC rating on the [DOWNLOAD](#) tab.

## Dimensions

SMALL - 1375mm x 1220mm x 114mm LARGE - 2745mm x 1220mm x 114mm

## Composition

Zintra Acoustic Panel - 100% Solution Dyed (Colour Through) Polyester. 2.3 kg/m<sup>2</sup>

# RIDGE BAFFLE

Acoustics » Acoustic Baffles

---

## Finishes

Zintra Panel - Matt.

Check out the Zintra 12mm colour range in the [DOWNLOADS](#)

Square Tube 25mm x 25mm - Powdercoat Black or White

---

## Environmental Info

Easily recycled through standard recycling channels

---

## Fire Rating

Tested in accordance with AS ISO 9705 2003 for the purpose of determining the Group Number classification required by the Building Code of Australia for the control of fire spread on interior wall and ceiling linings.

Classification - Group 1

Specific Extinction - Less than 250m<sup>2</sup>/kg

---

## Warranty

5-year warranty. Visit [baresque.com.au/warranty](https://baresque.com.au/warranty) for complete details.

---

## Lead Time

- 3-4-weeks.
  - Additional 1-week for Western Australia.
- 

## Suggested Installation

Be sure to support Blades during installation to avoid bowing or creasing.

Slide Zintra Blades onto Square Tube.

Fix Square Tube to wall (no screws supplied).

Download the Handling and Installation guide for full instructions.

---

## Fabrication Techniques

Stanley knife and straight edge

---

## How to Specify

1. Pattern Design
  2. Size
  3. Pattern Colour
  4. Hardware Finishes
-

# RIDGE BAFFLE

Acoustics » Acoustic Baffles

---

## Care Instructions

Vacuum to remove dust.

Dab Zintra with a damp clean cloth and mild solution of liquid detergent and warm water. Repeat using only clean water, then pat dry with a lint free cloth.

For difficult stains, use a solution of household bleach (10% bleach / 90% water). To remove the bleach, repeat using a clean, water dampened cloth, then pat dry.

Always test in an inconspicuous area first and if you don't see the expected results, contact us.

---

## Customisable

The Zintra Acoustic Solutions range is customisable to your project. Please get in touch with your local contact for details.

---

## Additional Comments

NRC - 0.95 Indoor only.

Only available from Zintra Acoustic Panel 12mm.

Blades includes Square Tube. See images on website for hardware detail.

Multi-colour and Digital Print available for an additional fee.

---