

# CONNECT PRISMATIC

Acoustics » Acoustic Baffles



Brand: **Zintra**

Collections: **Connect Baffles**

Applications: **Ceilings**

1300 306 399

[info@baresque.com.au](mailto:info@baresque.com.au)


[baresque.com.au](http://baresque.com.au)

1 of 8




# CONNECT PRISMATIC

Acoustics » Acoustic Baffles




Baffle Prismatic - Mandarin



Baffle Prismatic - Mandarin



Baffle Prismatic - Greige




Baffle Prismatic - Greige

# CONNECT PRISMATIC

**Acoustics** » Acoustic Baffles

---



Baffles Connect Prismatic Grass



Baffles Connect Prismatic Detail

# CONNECT PRISMATIC

Acoustics » Acoustic Baffles

Add sculptural on-trend geo-accents to your ceiling space with Connect Prismatic Baffles. Designed for full ceiling coverage.

- ✓ Acoustic
- ✓ Bleach Cleanable
- ✓ Easy Clean
- ✓ Easy Install

Description	<p>Add sculptural on-trend geo-accents to your ceiling space with Connect Baffles. An innovative solution to large areas requiring improved acoustics, Connect Baffle options are designed with full ceiling coverage in mind and will create a ceiling space with architectural shape, form and definitive character. <b>Connect Prismatic</b> features a collection of interconnected triangles, presenting a visually captivating and harmonious design. This pattern introduces a sense of structure and balance to interior spaces.</p> <p>Connect Baffles are also available in 4 other great designs:</p> <p><b>Cirrus</b> is characterized by a linear, interconnected design, arranged in a flowing, cohesive formation. This pattern adds a sense of movement and unity to interior spaces.</p> <p><b>Cubix</b> features a grid of interconnected squares, creating a visually dynamic and orderly design. This pattern brings a sense of structure and balance to interior spaces.</p> <p><b>Hive</b> showcases a network of interconnected hexagons, offering a visually striking and cohesive design. This pattern introduces a sense of symmetry and harmony to interior spaces.</p> <p><b>Rise</b> showcases a combination of interconnected geometric shapes, including small rectangles and larger, randomized forms. This captivating design adds visual interest and complexity to interior spaces.</p>
-------------	--

How to Specify	<div>1. Select Design</div> <div>2. Select Size</div> <div>3. Select Zintra Colour</div>
----------------	--

Composition	<div>Zintra Acoustic Panel - 100% Solution Dyed (Colour Through) Polyester</div> <div>12mm (1/2") -Density 2.4 kg /m² 0.5 lb/ft²</div>
-------------	--

Sustainability	<div>Zintra is made from 100% recyclable materials.</div> <div><ul style="list-style-type: none"><li>• 60% post-consumer recycled content from PET bottles.</li><li>• 35% pre-consumer recycled content from PET chips</li><li>• 5% polylactic acid (PLA)</li></ul></div>
----------------	---

# CONNECT PRISMATIC

Acoustics » Acoustic Baffles

Dimensions	<p>Prismatic</p> <ul style="list-style-type: none"><li>• 18 triangles / set, 1.7m<sup>2</sup> (16.9 SF)</li><li>• 768mm (30.2") w x 2241mm (88.2") d x 120mm (4.7") h</li></ul>
Fire Rating	<p>ASTM-E84 – Class A classification AS ISO 9705 – 2003 – Group 1 classification EN-13501 – B-s2-d0 classification</p>
Supplied As	<p>Connect Prismatic</p> <ul style="list-style-type: none"><li>• 18 Connect Connectors</li><li>• 1 x each Hanger Bolt, Adjustable Fastener, Cable with swage end and barrel.</li></ul>
Fabrication Techniques	<p>Stanley knife and straight edge</p>
Assembly & Delivery	<p><b>Connect Baffles are supplied flat pack.</b></p> <p>Assembled your Connect Baffle then suspended from the ceiling using hanging hardware supplied.</p> <p>Recommended 2 People assembly</p> <p>Go to the Technical Documents and download the Installation Guide for more details.</p>
Suggested Installation	<p>Go to Technical Documents and download the Installation Guide for more details.</p>
Care Instructions	<p>Vacuum to remove dust.</p> <p>Dab Zintra with a damp clean cloth and mild solution of liquid detergent and warm water. Repeat using only clean water, then pat dry with a lint free cloth.</p> <p>For difficult stains, use a solution of household bleach (10% bleach / 90% water). To remove the bleach, repeat using a clean, water dampened cloth, then pat dry.</p> <p>Always test in an inconspicuous area first and if you don't see the expected results, contact us.</p>
Warranty	<p>Visit FAQ for more details.</p>

# CONNECT PRISMATIC

Acoustics » Acoustic Baffles

Customisable	The Zintra Acoustic Solutions range is customisable to your project. Please get in touch with your local contact for details.
Additional Comments	<div>NRC Rating<ul style="list-style-type: none"><li>Without Air Gap: Up to 0.90</li><li>With 24" (610mm) Air Gap: Up to 0.95</li></ul></div>



# CONNECT PRISMATIC

Acoustics » Acoustic Baffles

## Colour & Finish Options



BARK/COCOA



BRICK



CADET



CHAMBRAY/  
PERIWINKLE



COBALT/NAVY



ECRU/TAUPE



EUCALYPTUS



FOSSIL



FROST/WHITE



GRASS/LIME



GREIGE



IRON BARK



IVORY/MILKY



LINEN/CREAM



MALACHITE



MANDARIN/ORANGE



MERBAU



MIDNIGHT



OCHRE/BLUSH



OLIVE



PEBBLE



PEWTER/GREY



SKY/BLEU



SLATE/ASH



SMOKE/SILVER

# CONNECT PRISMATIC

**Acoustics** » Acoustic Baffles

---



SPOTTED GUM



SUNSHINE/YELLOW



TAR/BLACK