

PLAIN SQUARE TILE

Acoustics » Acoustic Tiles



Brand: **Zintra**

PLAIN SQUARE TILE

Acoustics » Acoustic Tiles



BARK



BRICK



CADET



CHAMBRAY



COBALT




ECRU



EUCALYPTUS



FOSSIL




FROST



GRASS



GREIGE



IRONBARK



IVORY




LINEN



MALACHITE



MANDARIN



MERBAU



MIDNIGHT



OCHRE



OLIVE



PEBBLE



PEWTER



SKY




SLATE



SMOKE

PLAIN SQUARE TILE


Acoustics » Acoustic Tiles



SPOTTED GUM



SUNSHINE



TAR

PLAIN SQUARE TILE

Acoustics » Acoustic Tiles



Zintra Tiles come in a range of standard sizes and depths that make them easy on the eye and easy to install. Square is available in 28 colours.

- Absorbs Noise
- Bleach Cleanable
- Environmentally Friendly
- Extended Warranty
- Solution Dyed Yarns

Description

Have some creative fun by mixing and matching Zintra Plain and Etch Tiles in 28 colours and 13 shapes. The combinations are ... well almost limitless! Install as either wall to wall or as feature artwork to create an option suitable for any commercial, education or hospitality environment.

Check out the Zintra 12mm colour range in the [DOWNLOADS](#)

Dimensions

8 tiles / set, 2.9m²

600mm x 600mm / tile

Composition

Zintra Acoustic Panel - 100% Solution Dyed (Colour Through) Polyester. 2.3 kg/m²

Finishes

Zintra Panel - Matt. Check out the Zintra 12mm colour range in the [DOWNLOADS](#).

Square Tube 25mm x 25mm - Powdercoat Black or White

Environmental Info

Easily recycled through standard recycling channels

1300 306 399

info@baresque.com.au

baresque.com.au

PLAIN SQUARE TILE

Acoustics » Acoustic Tiles

Fire Rating	<p>Tested in accordance with AS ISO 9705 2003 for the purpose of determining the Group Number classification required by the Building Code of Australia for the control of fire spread on interior wall and ceiling linings.</p> <p>Classification - Group 1 Specific Extinction - Less than 250m²/kg</p>
Warranty	<p>5-year warranty. Visit baresque.com.au/warranty for complete details.</p>
Lead Time	<ul style="list-style-type: none">• 3-4-weeks.• Additional 1-week for Western Australia.
Suggested Installation	<p>Be sure to support Baffles during installation to avoid bowing or creasing.</p> <p>Slide Baffles onto notched Square Tube to position it into place.</p> <p>Fix Adjustable Cables to ceiling.</p> <p>Adjust cables to complete installation.</p> <p>Download the Handling and Installation guide for full instructions.</p>
Fabrication Techniques	<p>Stanley knife and straight edge</p>
How to Specify	<ol style="list-style-type: none">1. Size2. Zintra Colour3. Mounting beam colour
Care Instructions	<p>Vacuum to remove dust.</p> <p>Dab Zintra with a damp clean cloth and mild solution of liquid detergent and warm water. Repeat using only clean water, then pat dry with a lint free cloth.</p> <p>For difficult stains, use a solution of household bleach (10% bleach / 90% water). To remove the bleach, repeat using a clean, water dampened cloth, then pat dry.</p> <p>Always test in an inconspicuous area first and if you don't see the expected results, contact us.</p>
Customisable	<p>The Zintra Acoustic Solutions range is customisable to your project. Please get in touch with your local contact for details.</p>

PLAIN SQUARE TILE

Acoustics » Acoustic Tiles

Additional Comments NRC - 0.45

Indoor only.

Available in both Plain and Etch.

Sold in sets.

Also available with Digital Print.

Not suitable as a free standing product.
