

LIGHTBLOCKS BOARD COLOURS

Acrylics, Resin & Laminates » Acrylics/Resin



Brand: **Lightblocks**

LIGHTBLOCKS BOARD COLOURS

Acrylics, Resin & Laminates » Acrylics/Resin



LICKEDY LICK



LIME



LEMON DELICIOUS



BLUE VEIL




DESIGN DELIGHT



HOT LIPS



SUMMER WATERS



VIVID WHITE




PORCELLAN



WATER RACEWAY



NEVERLAND



CHOCOLATE



MISTY MORNING




BUFF IT



MADAME MAUVE



MOSS VALE



BIRDIE



LEADMAN



SIMPSON SURPRISE

LIGHTBLOCKS BOARD COLOURS

Acrylics, Resin & Laminates » Acrylics/Resin



Lightblocks Board Colours will enrich your project in ways never imagined with a colourful kaleidoscope that covers all the hues of the rainbow.

- Bleach Cleanable
- Soft touch
- Unique Depth
- Fully Refinishable
- Thermoformable
- Finger print proof
- Seamless Joins

Description

Fully refinishable resin with soft touch available in a range of thicknesses

FEATURES

- * Bleach cleanable
- * Fully refinishable
- * Finger print proof
- * Soft touch
- * Thermoformable
- * Seamless Joins
- * Unique Depth

Dimensions

Sheet Size

2440mm x 1220mm - 3mm, 6mm, 10mm, 15mm, 20mm, 30mm
3000mm x 1000mm - 3mm, 6mm, 10mm

Composition

Lightblocks resin.

LIGHTBLOCKS BOARD COLOURS

Acrylics, Resin & Laminates » Acrylics/Resin

Finishes	Matt
Environmental Info	Easily recycled. Contact your nearest Baresque branch for details.
Lead Time	<ul style="list-style-type: none">• 2-weeks (approx.) from Wednesday, subject to stock availability.• Additional 1-week for Western Australia.• Express delivery is available subject to a surcharge. Contact Baresque for details and pricing.
Fabrication Techniques	Standard wood-working tools. See Baresque Lightblocks Handling, Fabrication and Installation Guide for more details.
How to Specify	<ol style="list-style-type: none">1. Colour2. Sheet size3. Thickness4. Backing - Unbacked, 1mm clear PVC or Protective Paint
Care Instructions	<p>Always use a clean, white, soft cloth. When cleaning, never scrub Lightblocks. Gently wipe the surface.</p> <p>Use cloth with any of the following in preferred order of use:</p> <ul style="list-style-type: none">* Clear warm water* Mild solution of liquid detergent and warm water* Kerosene, hexane, or aliphatic naphtha, or any acrylic cleaner, such as Novus. Always follow manufacturer's recommended use and safety procedures. <p>Remove any oily residue left behind from solvent cleaning with detergent and water.</p> <p>For more difficult stains, dampen a soft white cloth with a solution of household bleach (10% bleach / 90% water). Rub gently. Rinse with a water dampened cloth to remove bleach concentration.</p> <p>DO NOT USE glass cleaning products, acetone, gasoline, benzene, lacquer thinner, chlorinated solvents, gritty abrasive scouring compounds, or alkaline cleaners as damage to the sheet will occur.</p> <p>DO NOT USE a squeegee, scraper, or synthetic rags that may scratch.</p> <p>if there is only a light scratch, refinishing can be achieved by rubbing the area in a random circular motion with a fine steel scouring pad (Scotch-brite).</p> <p>Test in an inconspicuous area before attempting a main area on the job.</p>

LIGHTBLOCKS BOARD COLOURS

Acrylics, Resin & Laminates » Acrylics/Resin

Customisable Yes

Additional Comments oippp